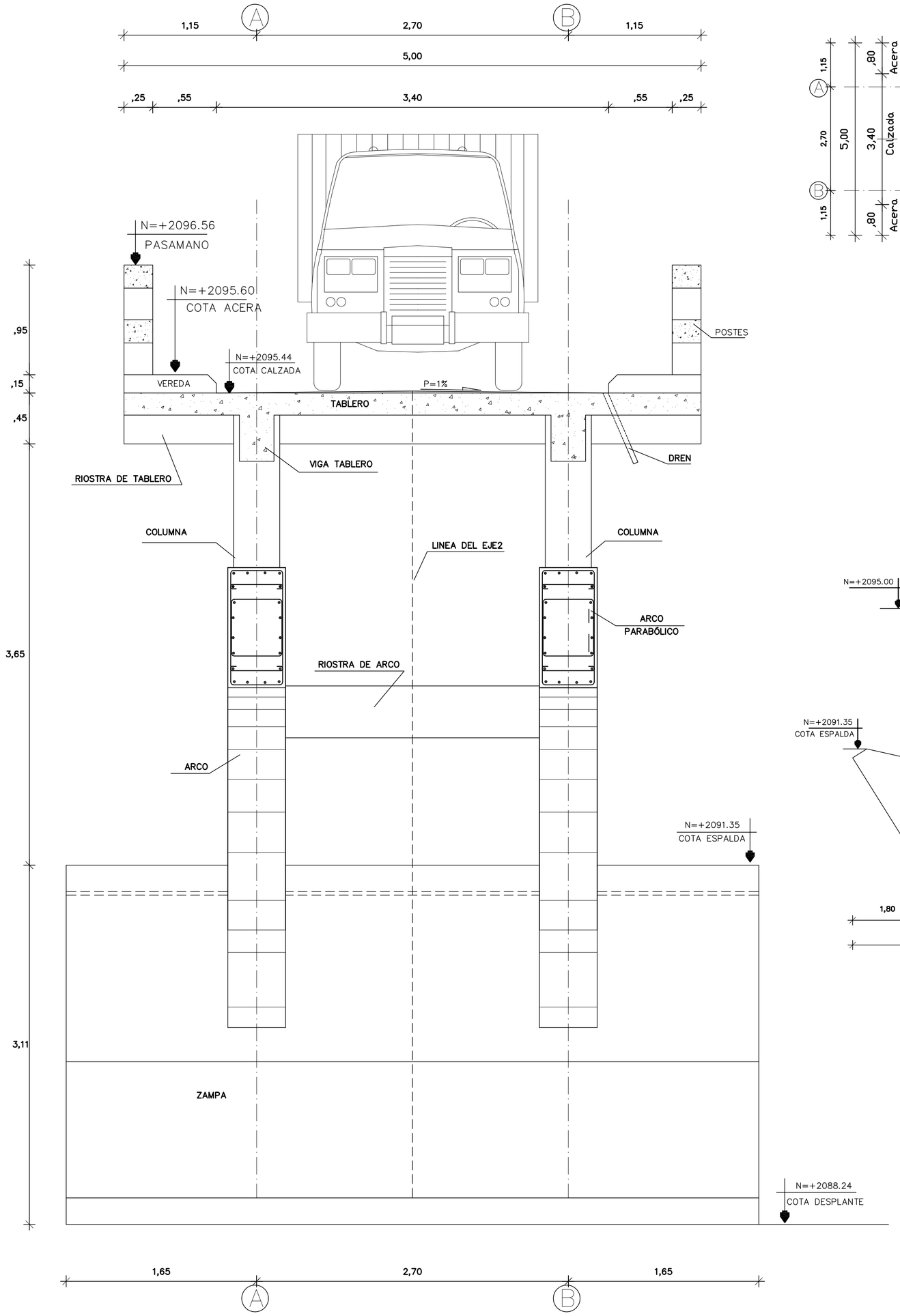


CORTE TRANSVERSAL DEL PUENTE

ESCALA 1: 25

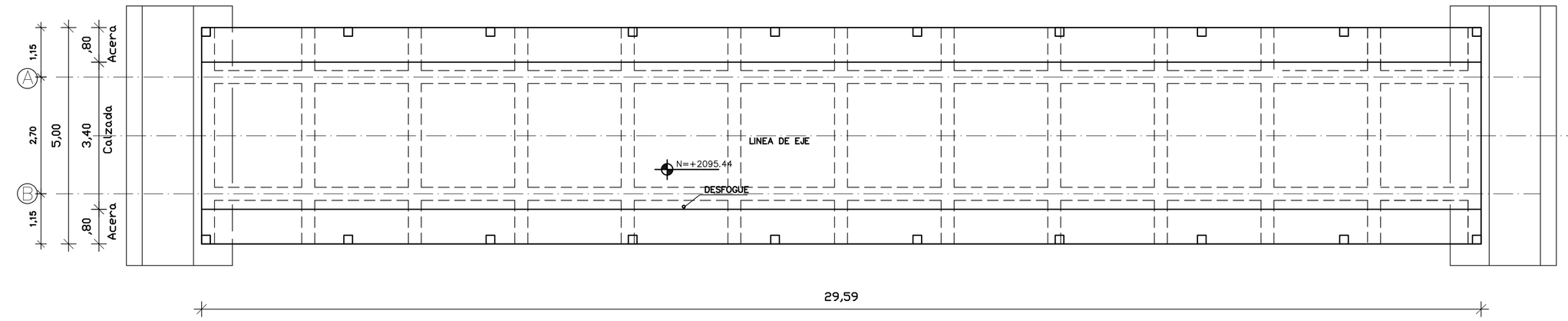


GEOMETRIA DEL TABLERO

ESCALA 1: 75

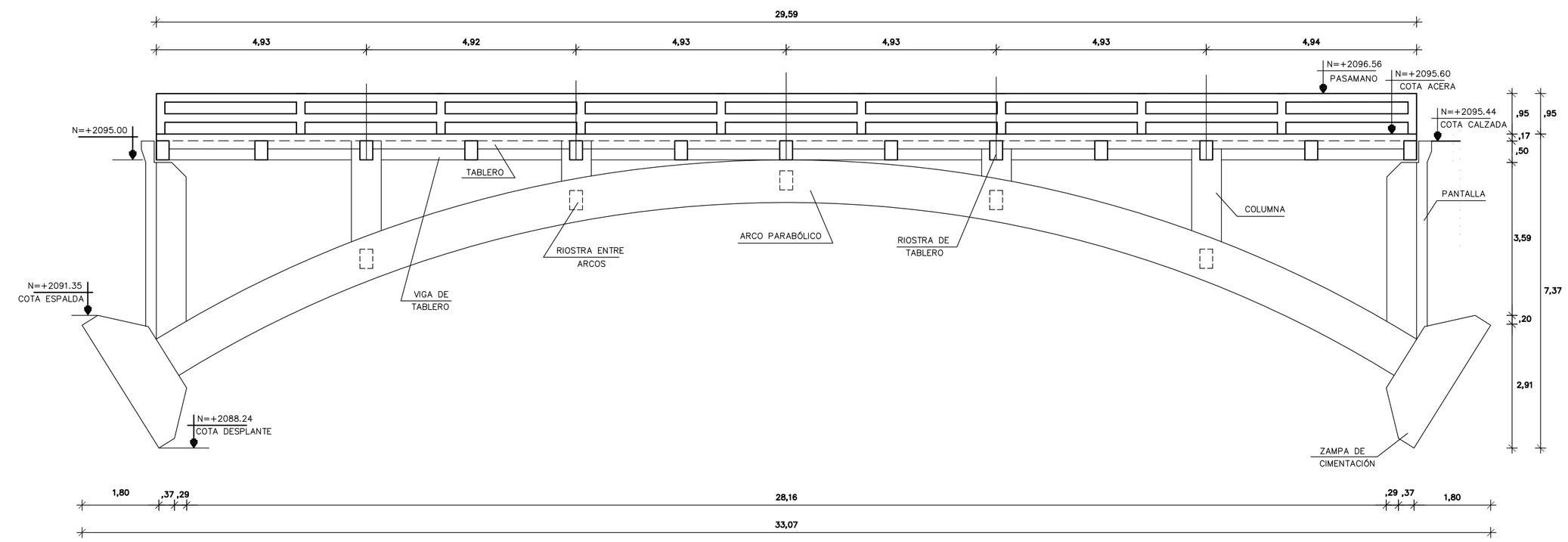


ALZADO DEL PUENTE

ESCALA 1: 75

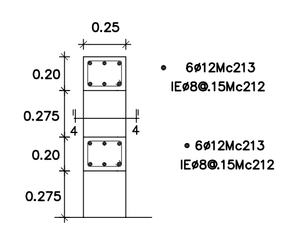


CORTE 3-3

ESCALA 1: 20

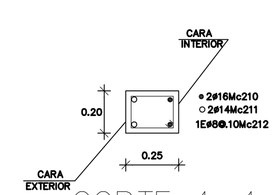


CORTE 4-4

ESCALA 1: 20

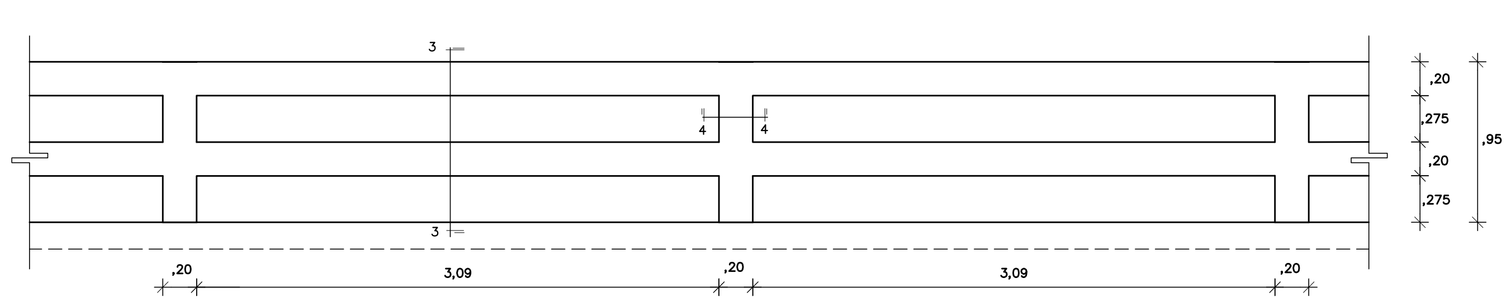


DETALLE DE PASAMANO

ESCALA 1: 25

PLANILLA DE HIERROS

| Mc | diam. mm | Tipo | Dimensiones(m) a | b | c | g | Nro. | Longitudes (m) Parcial | Total | Peso ( kg ) |
|---|---|---|---|---|---|---|---|---|---|---|
| PASAMANO | | | | | | | | | | |
| 210 | 16 | L | 1,25 | 0,20 | | | 40 | 1,45 | 58,00 | 91,52 |
| 211 | 14 | L | 1,25 | 0,20 | | | 40 | 1,45 | 58,00 | 70,06 |
| 212 | 8 | O | 2x0,20 | 2x0,15 | | 2 x 0,05 | 960 | 0,80 | 768,00 | 303,36 |
| 213 | 12 | C | Var | 2 x 0,05 | | | | Var | 367,00 | 325,90 |
| | | | | | | | | | | |
| | | | | | | | | | | 790,84 |

TIPOS DE HIERROS

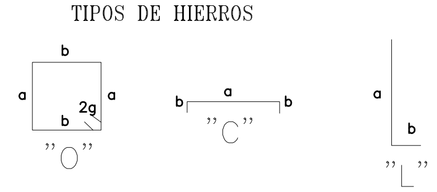


ESPECIFICACIONES TECNICAS

Hormigón simple f'c= 210kg/cm2

Acero de refuerzo fy=4200kg/cm2

Traslapes = 60 diámetros

Presión admisible suelo = 15 ton/m2 por verificar en obra

RESUMEN DE MATERIALES

Hormigón simple pasamano =6.50 m3

Acero de refuerzo = 790,84 kg

Encofrado = 90.00 m2

SELLOS:

LAMINA : 4/7

CONTIENE : GEOMETRIA Y ALZADA DE PUENTE DETALLE DE PASAMANO Y CORTES

ESCALA : INDICADA

FECHA : ENERO/2007

DIBUJO : ING. MARCO PABÓN

DISEÑO : ING. POLO MARTINEZ VEGA

PROYECTO : PUENTE SOBRE LA QUEBRADA CAHUASQUI DEL CANTÓN URCUQUI

REVISO : ING. POLO MARTINEZ VEGA

APROBO : ING. JAIME AGUAS MORENO

PROGRAMA : VIALIDAD

OBRAS CIVILES Y ESTUDIOS

GOBIERNO PROVINCIAL DE IMBABURA

ADMINISTRACION

Lcdo.GUSTAVO PAREJA CISNEROS